

# Bicycle Ramps



In the interior



Whimsical / colorful



Integrated into stair climb



Sculptural



Bicycle Helix - Precedents





Bicycle Helix - Precedents

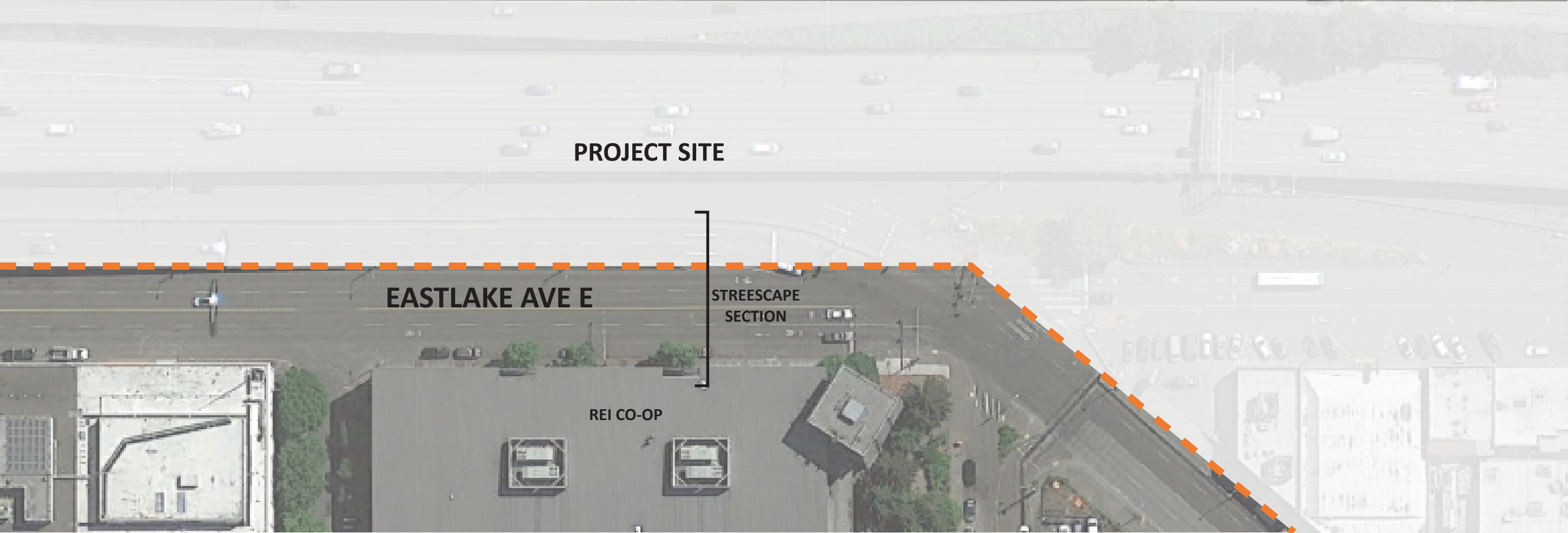




Stormwater Retention at Freeway Portal







AERIAL IMAGE  
1" = 30' - 0"



EASTLAKE AVE E - STREET VIEW  
LOOKING NORTH

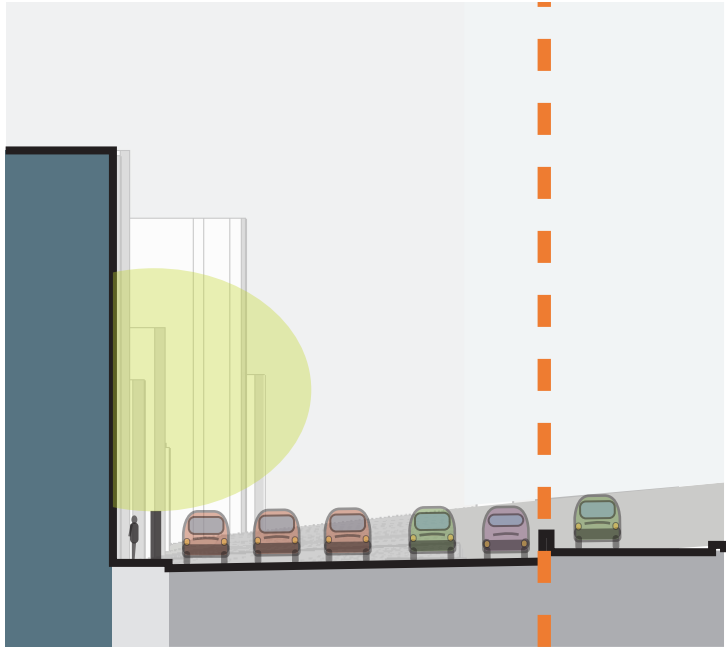


EASTLAKE AVE E - STREET VIEW  
LOOKING SOUTH

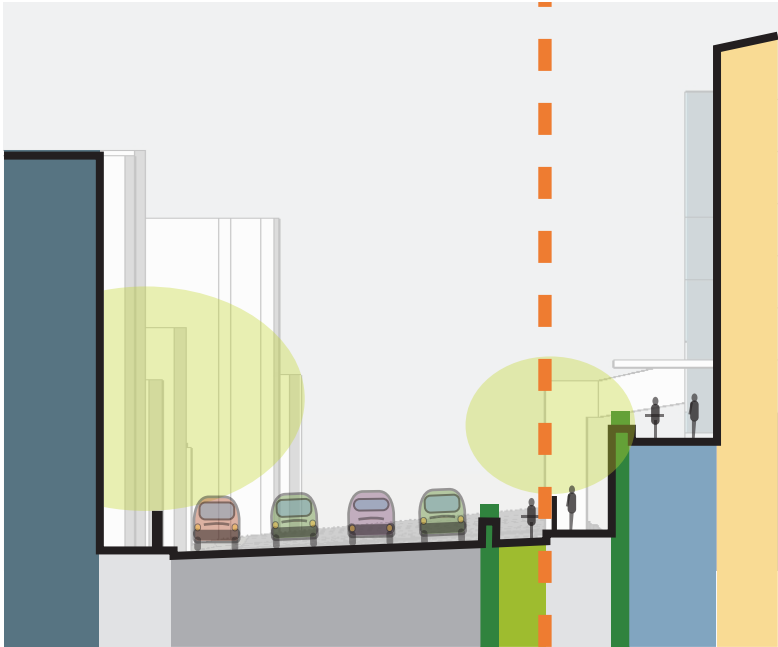


EASTLAKE AVE E - STREET VIEW  
LOOKING SOUTH EAST






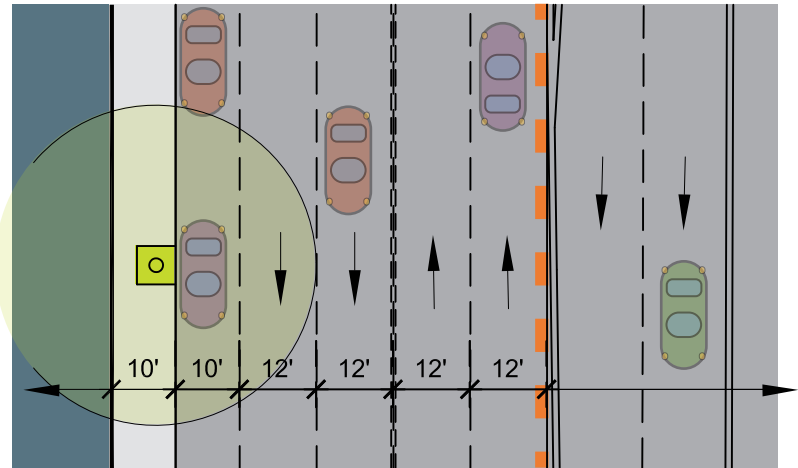
EASTLAKE AVE E - EX. CONDITION  
SECTION 1" = 30' - 0"



EASTLAKE AVE E - OPTION 1  
SECTION 1" = 30' - 0"

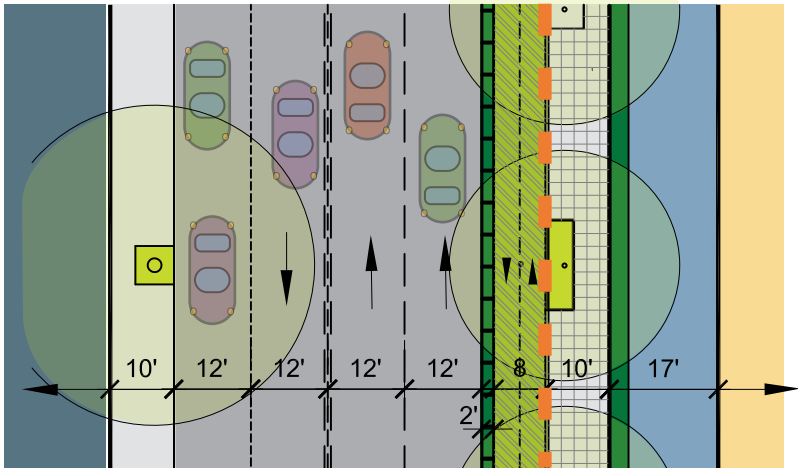


EASTLAKE AVE E - OPTION 2  
SECTION 1" = 30' - 0"



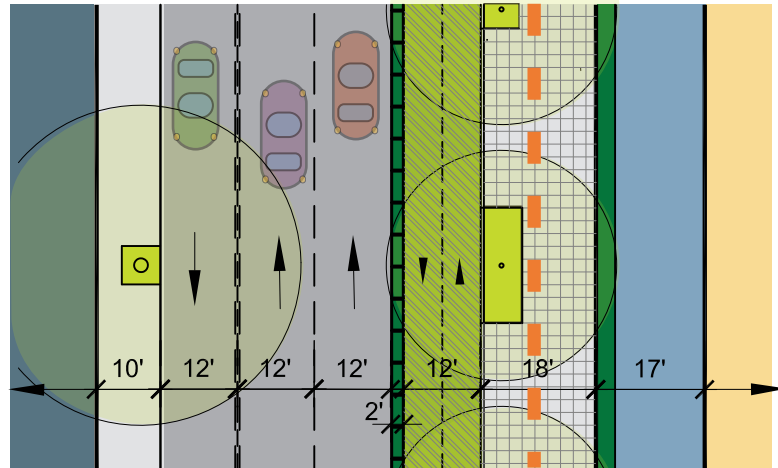
REI CO-OP  
BUILDING  
SIDEWALK  
STREET PARKING  
DRIVE AISLE  
DRIVE AISLE  
DRIVE AISLE  
DRIVE AISLE  
OFF RAMP /  
PROJECT SITE

EASTLAKE AVE E - EX. CONDITION  
PLAN 1" = 30' - 0"



REI CO-OP  
BUILDING  
SIDEWALK  
PARKING  
DRIVE AISLE  
DRIVE AISLE  
DRIVE AISLE  
PLANTER BARRIER  
BIKE LANE  
SIDEWALK  
PEDESTRIAN RAMP  
RETAIL FRONTAGE

EASTLAKE AVE E - OPTION 1  
PLAN 1" = 30' - 0"



REI CO-OP  
BUILDING  
SIDEWALK  
DRIVE AISLE  
DRIVE AISLE  
DRIVE AISLE  
PLANTER BARRIER  
BIKE LANE  
SIDEWALK  
PEDESTRIAN RAMP  
RETAIL FRONTAGE

EASTLAKE AVE E - OPTION 2  
PLAN 1" = 30' - 0"



